
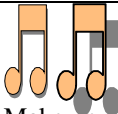


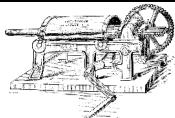



Home Learning Term 3

<p><u>Saving the Planet</u></p> <p>Research a NZ environmental or conservation organisation. Find out what they do, and why. How can we help. Collect any publicity material they may use to add to your research.</p> 	<p><u>The Reverse Thinking Key</u></p> <p>The answer is “Water”</p> <p>Record five possible questions that could have been asked to get this answer. Don’t forget to use your imagination</p>	<p>Stamps</p> <p>Design a postage stamp showing a Recycling or Conservation theme. Include price. Stamp to be on A4 paper. Think about how attractive it would be for sale.</p>
<p>Board Game</p> <p>Design a board game based on places in Te Awamutu. Think about parks, places to visit, sports venues, things to see and do. Board to be no bigger than A3 size.</p>	 <p>Make up a song about caring for the environment. Use the tune from Twinkle Twinkle Little Star or Row Row Row your boat. Teach the song to someone else and perform to the class.</p>	 <p>Create a meal at home. Try to use as many fresh products as possible that do not use a lot of packaging. (Little use of plastic wrap, boxes) Try to present your meal on an organic plate...leaf, shell etc Take a photo and describe what you did.</p>
 <p>Choose a plant...tree, flower, or vegetable to grow in a pot or in your garden at home. Record what your plant is. How you will care for it. How big it will grow and how long it will take to grow.</p>	 <p>Invent a “<u>Rubbish Collecting Device</u>” Draw a detailed plan to show the machine. Label parts and describe what the parts do. Describe how the machine would work and where it could be used.</p>	 <p>GET PHYSICAL!! Find a rope and skip for 10 minutes each day. Create a skipping routine to teach to the rest of your class. Skipping helps you get fit and build stamina for other sports...like Cross Country running!</p>

This Home Learning grid has been prepared for the entire term. As there are 10 weeks in the term you will be able to have 1 rest week from these activities but still continue with spelling and reading. As usual, hand your completed home learning activity to your teacher on Fridays and be prepared to share and talk about your learning with others.

Try to complete all the tasks on the grid by the end of term. It is important that you develop good work habits and time management skills without daily reminders from parents or teachers.

Remember you are welcome to ask for help or use of equipment...eg...computers and cameras at school to complete your tasks. My e-mail is below and this is where you can e-mail any work that you wish to. Have FUN!!!!!!

ginnym@pekerau.school.nz

